

THE ART OF SELF-EXPRESSION



Made to Order Upholstery

SONDER
LIVING



Marlow Occasional Chair by Kelly Hoppen

BEAUTIFUL. TRENDSETTING. LUXURIOUS.


Create a beautiful piece built to stand the test of time.



Embrace the art of self-expression and create pieces that reflect your unique style.

Our Made to Order Upholstery program offers possibilities for every lifestyle and living space.

Wrap your chosen style in a fabric or leather of your choice; we have an amazing array of designer styles to choose from.



The Art of Individuality

Design, by its very nature, influences the world around us; it evokes emotion, solves challenges and creates conversation. Sonder Living champions design in all its forms through a commitment to craft and artful living.

We believe in the transformative quality of design, and are devoted to imbuing as much beauty and substance into each fiber we produce.

DELIVERY

Delivery schedules on your Made To Order Upholstery item vary depending on where you are located.

APAC & EMEA:

our order will be ready to ship from our Vietnam warehouse within 4 - 8 weeks.

USA:

Your order will be delivered direct within 12 - 16 weeks*.

**Transit time from our distribution centers to delivery addresses is subject to third party carriers.*

Each style showcased in this catalogue has a unique set of customizable features.
Use the key below to determine the options available for your chosen piece.



— Fabric only



— Customizable Leg / Base



— Nail Trim



— Piping / Welt



— Seat Cushion



— Throw Pillow



— Back Cushion



— Kidney (Small Pillow)



— Fabrics and Leathers

CUSTOM BASE & LEG FINISH OPTIONS

CUSTOM BASE & LEG FINISH OPTIONS




Black
Lacquer



Coffee



Mocha



Stone



White
Lacquer

DECORATIVE NAIL TRIMS AND SIZES

Antique Brass



#9



#54

Nickle



#9



#54

CONTENTS

- | | | | |
|-----|------------|-----|-------------------|
| 06. | SOFAS | 25. | OCCASIONAL CHAIRS |
| 10. | SECTIONALS | 31. | DINING CHAIRS |
| 22. | OTTOMANS | | |

SOFAS



JACKSON SOFA

by Kelly Hoppen

A casual, European-inspired update on the classic loose cover sofa; with its relaxed, deep-set frame, low profile and comfortable cushions, the Jackson is an ultra-chic living room essential.



As photographed in: Body & Seat Cushion: Warm White
3 x Throw Pillows included: Vadit Cannon/Vadit Cyclone/Vadit Sand

—
KH402.SF3 I

94.5 x 39.5 x 27 inch / 240 x 100 x 68 cm

—
Customizable options:



JACKSON LOVESEAT

by Kelly Hoppen

With its relaxed, deep-set frame, low back and loose cover, this loveseat was made for comfort and for curling up in.



As photographed in: Vadit Dark Grey | Included: 1 x Back Cushion

—
KH404.LV1 I

51 x 35.5 x 26 inch / 130 x 90 x 66 cm

—
Customizable options:



WINSTON SOFA SERIES

by Andrew Martin

A classic Chesterfield, given the Andrew Martin treatment. This sofa features the iconic Chesterfield silhouette and solid wood turned legs finished in grey oak. Polished stainless steel ring detailing, polished silver studs and vertical piping detail adds a contemporary twist.

As photographed in: Frame/Leg

Finish: Leg: Grey with Polished Stainless Steel

—
Customizable options:



As photographed in: Delphini Lagoon

—
AM441.SF12

103 x 43.5 x 31.5 inch / 261 x 111 x 80 cm

—
Customizable options:



As photographed in: Melinda Nubia

—
AM411.LV12

78.5 x 43.5 x 31.5 inch / 261 x 111 x 80 cm

—
Customizable options:



STUART SOFA

by Andrew Martin

A traditional tufted and buttoned sofa, with a simple and refined silhouette, fully upholstered high back with elegant arms and one piece bench seat cushion.



As photographed in: Vadit Deep Purple

Frame/Leg Finish: Coffee | Included: 4 x Throw Pillows

—
AM504.SFI I

88 x 42 x 32.5 inch / 223 x 107 x 82 cm

—
Customizable options:



SECTIONALS



CHARLTON MODULAR SOFA SERIES

by BOYD

With its generous proportions, the Charlton combines clean-lined comfort with statement style. A low seating position captures relaxed, Hamptons elegance, while a contemporary silhouette makes it ideal for complementing more minimalist, modern interiors. Modular components are available individually, allowing you to customize any space.

As photographed in: Madison Dove | Back Pillows in Madison Dove & Madison Ivory.
Quantity of pillows included dependent per component.

Customizable options:



B



The Charlton Modular Sofa by Boyd

CHARLTON MODULAR SOFA - ARMLESS CHAIR



TB425.CHAL

43.5 x 43.5 x 26 inch / 110 x 110 x 67 cm

CHARLTON MODULAR SOFA - CORNER CHAIR



TB426.CHCR

43.5 x 43.5 x 26 inch / 110 x 110 x 67 cm

CHARLTON MODULAR SOFA - OTTOMAN



TB427.OTI I

28 x 43.5 x 15 inch / 71 x 110 x 39 cm

IAN



CREATE THE PERFECT PIECE FOR YOUR SPACE IN JUST

5 EASY STEPS

Choose from:

STEP 1



21 Frames

STEP 2



7 Arms

STEP 3



5 Legs

STEP 4



5 Finishes

STEP 5



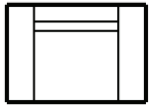
Select a Fabric
or Leather of
your choice

PICK YOUR FRAME(S)

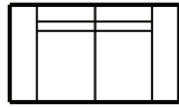
Think about which configuration works best.

Small space? A loveseat and chaise might be the best combination, giving you more seating, without cluttering your space.

U-shapes are great for large spaces and families.



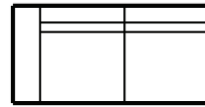
MA950.CH11
*Chair



MA950.SL22
*Small Loveseat



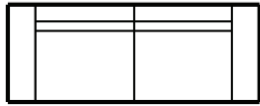
MA950.LV22
**Loveseat



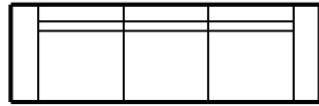
MA950.LVLA
*Loveseat
Left Arm Facing



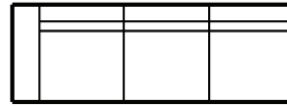
MA950.LVRA
*Loveseat
Right Arm Facing



MA950.SF22
**2 Seat Sofa



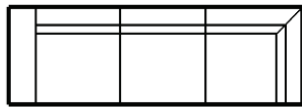
MA950.SF33
**3 Seat Sofa



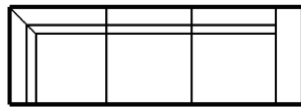
MA950.SFLA
*Sofa
Left Arm Facing



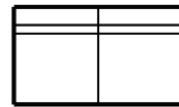
MA950.SFRA
*Sofa
Right Arm Facing



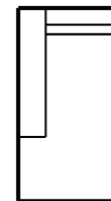
MA950.CSLA
**Corner Sofa
Left Arm Facing



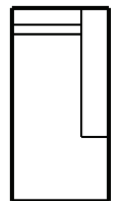
MA950.CSRA
**Corner Sofa
Right Arm Facing



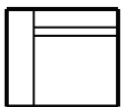
MA950.LVAL
Armless
Loveseat



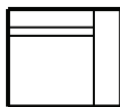
MA950.CLLA
*Chaise Lounge
Left Arm Facing



MA950.CLRA
*Chaise Lounge
Right Arm Facing



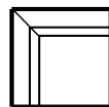
MA950.CHLA
*Chair
Left Arm Facing



MA950.CHRA
*Chair
Right Arm Facing



MA950.CHAL
Armless
Chair



MA950.CHCR
*Corner
Sofa



MA950.OTSM
Small
Ottoman



MA950.OTMD
Medium
Ottoman



MA950.OTLG
Large
Ottoman

*Frames that come with 1 throw pillow only.

**Frames that come with 2 throw pillows.

2

MATCH IT WITH ARMS

Arms are another way to set the tone in your space, transforming a standard sofa into a chic centerpiece.



TRXL
Trac Arm Extra Large
11" Arm Width



TRL
Trac Arm Large
8" Arm Width



TRM
Trac Arm Medium
5" Arm Width



TRS
Trac Arm Small
3" Arm Width



SCA
Scoop Arm
4" Arm Width



CLA
Clipped Arm
8" Arm Width



FLA
Flared Arm
5" Arm Width

3 _____ PAIR IT WITH THE PERFECT LEG



MSL
Metal Sled Leg
3.5 x 3.5"



WBL
Wooden Block Leg
7.4 x 4.5 x 3.5"



MAL
Metal Angle Leg
8 x 3.5"



WTL
Wooden Taper Leg
3.5 x 3.5 x 3.5"




WFL
Wooden Flair Leg
4.5 x 2 x 3.5"

4 _____ IN A FINISH OF YOUR CHOICE




Black

Metal Sled Leg is available in a standard black finish only.



LFN1 Gold



LFN2 Silver

Metal Finishes for Angle Leg only.



LFN3 Coffee



LFN4 Mocha




LFN5 Natural Oak

Wooden Leg Finishes

5 _____ SELECT A FABRIC OR LEATHER

Choosing a fabric can be the hardest part of buying a new sofa, but we're here to help. Many of our luxurious, designer fabrics are easy to clean, durable and fade resistant. See in store for the full range of fabrics.



ANDREW MARTIN

LIBECO
BELGIAN LINEN
— FABRICS —

K **kravet**

 **sunbrella**

DIMENSIONS IN INCHES

Arm Style Dimension Grid (inch)		XLG TRAC ARM TRXL Arm Width: 11"	LARGE TRAC ARM TRL Arm Width: 8"	MED TRAC ARM TRM Arm Width: 5"	SM TRAC ARM TRS Arm Width: 3"	SCOOP ARM SCA Arm Width: 4"	CLIPPED ARM CLA Arm Width: 8"	FLAR ARM FLA Arm Width: 5"						
Base	Description	Width							Depth	Height	Inside Width	Seat Depth	Seat Height	Arm Height
MA950.CHI I	Chair	52	46	40	36	38	46	40	40	35	30	25.5	19	24
MA950.SL22	Small Loveseat 2 Backs / 2 Seats	68	62	56	52	54	62	56	40	35	30	25.5		24
MA950.LV22	Loveseat 2 Backs / 2 Seats	82	76	70	66	68	76	70	40	35	60	25.5		24
MA950.LVLA	Loveseat Left Arm	71	68	65	63	64	68	65	40	35	60	25.5		24
MA950.LVRA	Loveseat Right Arm	71	68	65	63	64	68	65	40	35	60	25.5		24
MA950.SF22	Sofa 2 Backs / 2 Seats	101	95	89	85	87	95	89	40	35	79	25.5		24
MA950.SF33	Sofa 3 Backs / 3 Seats	112	106	100	96	98	106	100	40	35	90	25.5		24
MA950.SFLA	Sofa Left Arm	101	98	95	93	94	98	95	40	35	90	25.5		24
MA050.SFRA	Sofa Right Arm	101	98	95	93	94	98	95	40	35	90	25.5		24
MA950.CLLA	Chaise Lounge Left Arm	44							82	35	-	68		24
MA950.CLRA	Chaise Lounge Left Arm								82	35	-	68		24
MA950.CSLA	Corner Sofa Left Arm	111	108	105	103	104	108	105	40	35	85.5	25.5		24
MA950.CSRA	Corner Sofa Right Arm	111	108	105	103	104	108	105	40	35	85.5	25.5		24
MA950.LVAL	Armless Loveseat	60							40	35	60	25.5		-
MA950.CHLA	Chair - Left Arm Facing	41	38	35	33	34	38	35	40	35	30	25.5		24
MA950.CHRA	Chair - Right Arm Facing	41	38	35	33	34	38	35	40	35	30	25.5		24
MA950.CHAL	Armless Chair	30							40	35	30	25.5		-
MA950.CHCR	Corner Chair	40							40	35	25.5	25.5		-
MA950.OTSM	Ottoman Small	30							30	19	-	-		-
MA950.OTMD	Ottoman Medium	40							40	19	-	-		-
MA950.OTLG	Ottoman Large	60							40	19	-	-		-

DIMENSIONS IN CENTIMETERS

Arm Style Dimension Grid (cm)		XLG TRAC ARM TRXL Arm Width: 28cm	LARGE TRAC ARM TRL Arm Width: 20.5cm	MED TRAC ARM TRM Arm Width: 12.5cm	SM TRAC ARM TRS Arm Width: 7.5cm	SCOOP ARM SCA Arm Width: 10cm	CLIPPED ARM CLA Arm Width: 20.5cm	FLAR ARM FLA Arm Width: 12.5cm						
Base	Description	Width							Depth	Height	Inside Width	Seat Depth	Seat Height	Arm Height
MA950.CHI I	Chair	132	117	102	91	96.5	117	102	101.5	89	76	64	48	60
MA950.SL22	Small Loveseat 2 Backs / 2 Seats	173	157	142	132	137	157	142	101.5	59	117	64		60
MA950.LV22	Loveseat 2 Backs / 2 Seats	208	193	178	167.5	172.5	193	178	101.5	89	152.5	64		60
MA950.LVLA	Loveseat Left Arm	180	173	165	160	162.5	173	165	101.5	89	152	64		60
MA950.LVRA	Loveseat Right Arm	180	173	165	160	162.5	173	165	101.5	89	152	64		60
MA950.SF22	Sofa 2 Backs / 2 Seats	256.5	241	226	216	221	241	226	101.5	89	200.5	64		60
MA950.SF33	Sofa 3 Backs / 3 Seats	284.5	269	254	244	249	269	254	101.5	89	228.5	64		60
MA950.SFLA	Sofa Left Arm	256.5	249	241	236	239	249	241	101.5	89	228.5	64		60
MA050.SFRA	Sofa Right Arm	256.5	249	241	236	239	249	241	101.5	89	228.5	64		60
MA950.CLLA	Chaise Lounge Left Arm	112							208	89	-	171.5		60
MA950.CLRA	Chaise Lounge Left Arm								208	89	-	171.5		60
MA950.CSLA	Corner Sofa Left Arm	282	274	266.5	261.5	264	274	266.5	101.5	89	217	64		60
MA950.CSRA	Corner Sofa Right Arm	282	274	266.5	261.5	264	274	266.5	101.5	89	217	64		60
MA950.LVAL	Armless Loveseat	152							101.5	89	152	64		-
MA950.CHLA	Chair - Left Arm Facing	104	96.5	89	84	86	96.5	89	101.5	89	76	64		60
MA950.CHRA	Chair - Right Arm Facing	104	96.5	89	84	86	96.5	89	101.5	89	76	64		60
MA950.CHAL	Armless Chair	76							101.5	89	76	64		-
MA950.CHCR	Corner Chair	101.5							101.5	89	64	64		-
MA950.OTSM	Ottoman Small	76							76	48	-	-		-
MA950.OTMD	Ottoman Medium	101.5							101.5	48	-	-		-
MA950.OTLG	Ottoman Large	152							101.5	48	-	-		-

To order, simply generate a code as per the example below:

MA950.CHI I	TRXL	WTL	FN3	FBI
Ian Sofa Frame	Arm	Leg	Leg Finish	Fabric or Leather

MA950.				
Ian Sofa Frame	Arm	Leg	Leg Finish	Fabric or Leather

OTTOMANS



FLEETWOOD OTTOMAN

by Maison 55

This is a large, deep tufted ottoman, perfect as an accompaniment to a tufted sofa, or as a stand-alone additional extra for your living room, study or bedroom.



As photographed in: Fabric no longer available

—
MA809.OT I I

48 x 48 x 19 inch / 122 x 122 x 48 cm

—
Customizable options:



PARKER OTTOMAN

by Maison 55

The perfect accompaniment to the matching Parker Chair, this ottoman features a luxury foam down cushion and wooden tapered legs.



As photographed in: Fabric no longer available

Frame/Leg Finish: Coffee

—
MA830.OT I I

28.5 x 22 x 17.5 inch / 73 x 56 x 44 cm

—
Customizable options:



CHARLTON MODULAR SOFA - OTTOMAN

by BOYD

Designed to sit with the Charlton Modular Sofas series, or purchase individually.



As photographed in: Madison Dove

—

TB427.OT I I

28 x 43.5 x 15 inch / 71 x 110 x 39 cm

—

Customizable options:



OCCASIONAL CHAIRS



The Justin Chairs by Maison 55

BOURNE CHAIR

by Maison 55

A contemporary, oversized occasional chair crafted from beech wood with legs in a coffee finish. The frame supports a fully upholstered seat and back, with brass studs adding visual interest.



As photographed in: Fabric no longer available

Frame/Leg Finish: Coffee

Nail Finish - Trim & Size: #9 French Brass

—

MA804.CHAL

29.5 x 34.5 x 38 inch / 75 x 87 x 97 cm

—

Customizable options:



FERGUSON CHAIR

by Andrew Martin

This traditional arm chair is crafted from a solid wood frame, with solid beech legs finished in a coffee stain. A webbed and foam seat allow for ultimate comfort.



As photographed in: Fabric no longer available

Frame/Leg Finish: Coffee

—

AM523.CHII

29 x 31.5 x 34 inch / 74 x 80 x 86 cm

—

Customizable options:



HAMISH CHAIR

by Andrew Martin

Andrew Martin's contemporary interpretation of a wing chair features a sweeping curved back and 'ears' that taper to a point out front. It exudes comfort, providing a wrapping and hugging effect for anyone who sits in the chair.



As photographed in: Mitt Silver & Vadit Cyclone Piping
Frame/Leg Finish: Coffee

—
AM520.CH11

28.5 x 31.5 x 39.5 inch / 73 x 81 x 100 cm

—
Customizable options:



MONTY CHAIR

by Andrew Martin

A modern interpretation of a wing chair, featuring a tufted seat and back adding an extra level of interest. The medium-firm seat ensures the fabric will be less likely to crease.



As photographed in: Fabric no longer available
Frame/Leg Finish: Coffee

—
AM514.CH11

28.5 x 34.5 x 45.5 inch / 72 x 88 x 116 cm

—
Customizable options:



CHARLTON MODULAR SOFA - ARMLESS CHAIR

by BOYD

Designed to sit with the Charlton Modular Sofa, or purchase separately.



As photographed in: Included: Madison Dove
Black Pillow in Madison Dove | Madison Ivory

—
TB425.CHAL

43.5 x 43.5 x 26 inch / 110 x 110 x 67 cm

—
Customizable options:



JUSTIN CHAIR

by Maison 55

A contemporary take on a traditional wing chair, crafted from a solid poplar frame, with solid beech legs finished in a striking coffee color. Simple button detailing adorns the sweeping curved back, while stud detailing provides a pop of texture and interest. Intricate piping outlines the chair, highlighting its striking silhouette.



As photographed in: Vera Whisper

Frame/Leg Finish: Coffee

Nail Finish - Trim & Size: #9 Natural Brass | Included: 1 x Kidney

—
MA808.CHWG

31 x 39.5 x 50 inch / 79 x 100 x 127 cm

—
Customizable options:



PARKER CHAIR

by Maison 55

This transitional chair features wooden tapered legs and a fully upholstered seat and back. A matching ottoman is also available, please turn to page 23.



As photographed in: Fabric no longer available
Frame/Leg Finish: Coffee | Included: 1 x Kidney

—
MA830.CHI I

29 x 39.5 x 40 inch / 73 x 101 x 102 cm

—
Customizable options:



KELLY OCCASIONAL CHAIR

by Kelly Hoppen

Kelly Hoppen's eponymous chair epitomizes a simple, clean aesthetic. Here, an Art Deco inspired silhouette works beautifully alongside twin button detail and tapered stainless steel legs finished in brushed brass.



As photographed in: Vadit Deep Purple
Frame/Leg Finish: Brushed Brass

—
KH407.CHI I

31.5 x 27.5 x 29.5 inch / 80 x 70 x 75 cm

—
Customizable options:



MARLOW OCCASIONAL CHAIR

by Kelly Hoppen

The Marlow recalls mid-century modern features, combining an intricate twin button detail with tapered legs in Kelly Hoppen's signature high gloss lacquer finish, which showcases the subtle grain of the wood.



As photographed in: Vadit Lemon

Frame/Leg Finish: Black Maple

—

KH408.CHI I

31.5 x 30.5 x 31.5 inch / 80 x 77 x 80 cm

—

Customizable options:



DINING CHAIRS



The Ashton Chairs by Maison 55

ASHTON CHAIRS

by Maison 55

—
These chairs epitomize simplicity and elegance; a metal frame crafted from steel and finished in a warm brass finish that feeds seamlessly into an upholstered seat.
—

As photographed in: Marley Hemp
Frame/Leg Finish: Brass

—
Customizable options:



ASHTON SIDE CHAIR



MA821.CHSC

19.5 x 24 x 32.5 inch / 50 x 61 x 82 cm

ASHTON ARM CHAIR



MA821.CHAC

22 x 24.5 x 32.5 inch / 56 x 62 x 82 cm

BACALL CHAIR

by Andrew Martin

This transitional chair features tapered solid beech legs with a fully upholstered seat and back. Nail trim detailing around the bottom edge and back of the seat provide interest.



As photographed in: Fitzroy Grey

Frame/Leg Finish: Coffee

Nail Finish - Trim & Size: #54 Nickel

—

AM535.CHSC

23 x 25 x 41.5 inch / 58 x 64 x 106 cm

—

Customizable options:



CERSIE DINING CHAIR

by Andrew Martin

This dining chair provides a supportive seat and sleek, low profile style. Vertical pleated stitch detailing on the back of the chair adds visual interest on approach, and a solid wood base, finished in a sleek black gloss, accentuates the tapered flow of the legs to the floor.



As photographed in: Harry Velvet Storm

Frame/Leg Finish: Black Lacquer

—

AM440.CHAC

23.5 x 23.5 x 31 inch / 60 x 60 x 78 cm

—

Customizable options:



PAXTON CHAIRS

by Maison 55

The Paxton is a neutral coloration of our best selling Mid-Century Ashton upholstery collection; these forms are proven winners. With a frame crafted from steel, these pieces are perfectly suited to a more relaxed, casual aesthetic.

—
As photographed in: Marbella Oatmeal
Frame/Leg Finish: Silver

—
Customizable options:



PAXTON SIDE CHAIR



MA831.CHSC

19.5 x 24 x 32.5 inch / 50 x 61 x 82 cm

PAXTON ARM CHAIR



MA831.CHAC

22 x 24.5 x 32.5 inch / 56 x 62 x 82 cm

UPHOLSTERY CRAFTSMANSHIP



At our dedicated manufacturing facilities in Vietnam and the USA, each piece of furniture is almost entirely hand-made. Our pieces are a celebration of natural and honest materials, built to stand the test of time.

We favour the application of solid wood and plywood across our frames where strength and durability is paramount. Joints are glued, screwed and double-downed further ensuring the stability and longevity of each piece. Exposed wood surfaces are hand-finished, allowing the unique characteristics of the wood and its grain patterns to be fully exposed.

No two of our frames will be entirely the same. For the ultimate in comfort, the frame's back and seat depth are carefully engineered for ergonomic scale.

TAILORING

Several of our luxurious, designer fabrics come with stripes or interesting pattern detailing. Should you choose one of these, we take care to make sure the designs will be matched on the front, back and sides of the product. Contrast fabric and leather welting/piping is available across many of our frames as well, adding an extra touch of detail to the overall look. On some seats, muslin and pellan-lined skirts with light inserts are used, allowing the fabric to maintain its tailored shape.



PILLOW AND CUSHION CONSTRUCTION

Foam-Down – This cushion provides rich, soft down comfort combined with resilient spring-like support and a “comfort crown” look for maximum elegance. Polyester wrapped high-density foam is placed in a channel quilted cotton outer envelope with a 50% Dacron fiber and 50% (90% / 10%) blend of feathers/down. Paired with a Blend Down Back.Throw Pillows are also filled with Blend Down or Fiber.

Polyurethane Foam Cushion – High-density urethane foam core wrapped in polyester and encased in an outer envelope filled with polyester fiber. Down-like appearance. Hypo-Allergenic cushion. Paired with a Fiber Fill Back.



Please note our pillows and cushions are product specific; they can not be mixed across products.

GENERAL UPHOLSTERY CARE



Preventative cleaning and maintenance will protect and prolong the life of your upholstery.

Here are some suggestions on how to keep your upholstered furniture looking its best for years to come:

DUST AND DIRT

Because dust and dirt can cause fabric to wear faster, we recommend weekly cleaning with a soft cloth, clothes brush or a vacuum cleaner, fitted with a nozzle intended for furniture maintenance. Rotating your fiber-filled seat cushions regularly will not only keep them looking plump, but it will prevent pressure marks forming and prevent wrinkles.

SUN, HEAT AND DRYNESS

Dark fabrics and natural fibers, (such as cotton,) are susceptible to fading. Avoid placing your upholstered furniture near direct or reflected sunlight and bright light such as halogen bulbs. Leather furniture should not be placed too close to radiators, heaters or other sources of heat, to prevent shrinkage and cracks forming.

LEATHER

Our leathers are all-natural products, which means they stretch, breathe and loosen over time. A small degree of fluctuation (stretching/shrinkage) is normal and considered a natural quality of the leather. Leather does not respond well to overly dry air, which can cause leather to shrink and crack. To avoid this, keep indoor humidity at optimum levels of at least 55%.

GENTLE CLEANING

Treat stains immediately for the best results. Blot – don't rub – as much of the spill as possible with a dry, colorfast, absorbent cloth, working from the outside of the spill in towards the center, and always in the direction of the nap of the fabric.

Apply a small amount of cleaner to the stain and gently agitate it with your fingertips; most water-based, specialist upholstery solutions will be suitable. Avoid dampening the fabric as this may cause shrinkage or water staining. Instead, lightly spray the area with the diluted cleaning solution and gently wipe off.

Cleaning products should always be tested on a hidden area of the fabric first, to check it does not damage the fabric.

CLEANING CODES

Each Fabric is labelled with a Cleaning Code. Here are some suggestions on how to keep your upholstered furniture looking its best for years to come

DC	–	Dry Clean Only
S	–	Clean only with dry cleaning solvent. Do not saturate. Do not use water. Pile fabrics may require brushing to restore appearance. Cushion covers should not be removed and dry cleaned.
SW	–	Spot clean with upholstery shampoo, foam from a mild detergent, or mild dry-cleaning solvent. Do not saturate with liquid. Pile fabrics may require brushing to restore appearance. Cushion covers should not be removed and dry cleaned.
W	–	Clean only with water-based shampoo or foam upholstery cleaner. Do not over wet. Do not use solvents to spot clean. Pile fabrics may require brushing to restore appearance. Cushion covers should not be removed and dry cleaned.
WASH	–	Machine wash separately in cold water, gentle cycle with mild detergent.

Our philosophy adheres to one simple truth: A person's home is their sanctuary and tells the story of who they are.



SONDER
LIVING

DISCLAIMER

The information contained in this brochure is for general purposes only. While we aim to provide accurate images at the time of publication, we make no representations or warranties of any kind, express or implied, about the completeness, accuracy, reliability, suitability or availability with respect to the information, products, services or related graphics in this brochure. A full copy of our terms and conditions are printed on our website sonderliving.com. Any reliance you place on the information and images contained in this brochure is solely at your own risk.

FOLLOW US   

@sonderliving #sonderliving